




Karndean  
Designflooring

SEE FLOORING  
*differently*

HOME CATALOGUE

Luxury vinyl flooring



Welcome to our new home catalogue,  
come in and have a look round

# Contents

It all began in 1973 .....	2
Designed for you .....	5
Designed for comfort .....	6
Begin your Designflooring journey.....	8
Design at home .....	9
Sample service .....	10
Shop local.....	11
Visit our showroom .....	12
Transferable warranty .....	13
Caring for your floor.....	13
Karndean Evolve® .....	14
Create more than a floor.....	16
Imagine your space .....	17
Create a moodboard.....	20
Choose your design.....	21
Complete your Designfloor.....	24
Three vinyl flooring options .....	26
<b>Loose lay</b>	
Loose lay's unique benefits .....	29
Choosing your laying pattern .....	30
LooseLay Longboard .....	32
LooseLay Originals .....	58
<b>Rigid core</b>	
Rigid core's unique benefits .....	95
Choosing your laying pattern .....	96
Rigid core accessories .....	98
Kortok .....	100
<b>Dual format - gluedown and rigid core</b>	
Choose your format .....	132
Van Gogh .....	133
Rigid core accessories .....	134
Knight Tile .....	162
<b>Gluedown</b>	
Gluedown's unique benefits .....	193
Choosing your laying pattern .....	194
Art Select .....	196



# It all began in 1973

When a former flooring installer created a small business from his family home.

## Our past

With the belief that luxury vinyl flooring shouldn't just be practical, it needed to be beautiful as well, Karndean was formed. The team set out to travel the world, seeking inspiration from natural materials for what now are the most realistic luxury vinyl flooring products on the market.

The Karndean team worked out of that house for several years with the family's trusty dog Smokey, the Great Dane who is still present on Karndean's logo today. For the family and Karndean's early employees — many who are still working with us today — these years bring back many fond memories.

Now stretching across the globe, far beyond the walls of the original house, we continue to move forward with the same passion to deliver beautiful, innovative designs for your home.



## Our present

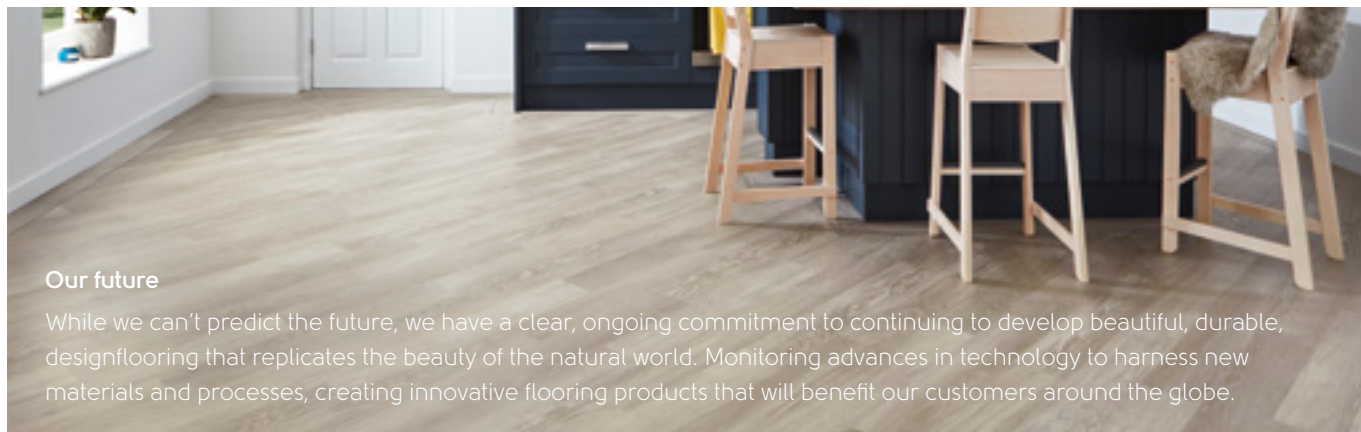
When we design products, we design with our customers, our colleagues and our communities in mind. We call it designing for life and this ethos sits at the heart of everything we do.

Every one of our floors is unique to us having been lovingly created by our in-house team selecting natural woods and stones to work with, taking the time to carefully replicate the knots, grains and textures are included in our designs.



## Our future

While we can't predict the future, we have a clear, ongoing commitment to continuing to develop beautiful, durable, designflooring that replicates the beauty of the natural world. Monitoring advances in technology to harness new materials and processes, creating innovative flooring products that will benefit our customers around the globe.



# For over 50 years

Many elements must fit together, from furniture to flooring, to fixtures and everything in between.

Where to begin? We begin a new luxury vinyl flooring design with inspiration, and we are most inspired by nature. What's your design motivation? Is it aesthetic, such as a cushion or the perfect paint chip? Or is it lifestyle, a place where you can dance in your pyjamas and your babies (both two- and four-legged) can roll around and play?

No matter what drives you, Karndean Designflooring was created with your needs in mind.

Let's get started!

## Our interior trends

At Karndean Designflooring we set out to understand what that means in design trends. While we identified four clear and different directions in interior styling, they share a common heart: the home as a sanctuary.

FIND OUT MORE ABOUT OUR INTERIOR TRENDS







*Over 50 years of experience*

**At Karndean, we see flooring differently.**

We travel the world in our quest to bring you exceptional floors that inspire and delight. From the ancient forests of Europe to the remote Australian outback and beyond, we seek out expressive and intriguing forms in the natural world to influence our unique floor designs. By combining these original features with cutting edge design, we create simply beautiful floors that you'll love for a lifetime.



For the family and Karndean's early employees, many of who are still working with us today, these years bring back many fond memories. Now stretching across the globe, beyond the walls of the original house, the Karndean family and employees continue to move forward with the same passion to deliver beautiful, innovative designs for your home.



1973...

*Designed for you*

Every one of our floors is unique to us having been lovingly created by our in-house team. Our product designers select natural woods and stones to work with, taking the time to carefully replicate the knots, grains and textures found in these products into our designs. Working with these products they apply different techniques of staining, brushing and oiling to name a few to create the perfect look and feel bringing you a simply beautiful floor.

*Did you know?*

Back in 1973, Smokey the Great Dane worked alongside the family and is still present on our logo today.





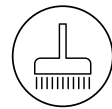


Designed for  
*comfort*



### Pet friendly

From muddy paw prints to household accidents and anything in-between, our low maintenance floors are designed with pets in mind.



### Low maintenance

Easy to clean with a sweep and mop. Doesn't require sanding, varnishing or staining.



### Laying possibilities

Its not just the design you choose, but how you lay it. Our gluedown format gives you the ability to add your individual style and add intrigue to any room with a multitude of creative laying patterns.



### Kid friendly

Karndean floors offer kids a safe and comfortable space to play, and parents an easy-to-clean surface.



### Textured embossing

Elevated realism by adding textured embossing. Enhancing the authentic look and feel, by adding depth and character to each design.



### Quiet underfoot

Karndean Designflooring offers formats that reduce noise transfer – perfect for upstairs bedrooms, playrooms or attic/loft conversions.



### Lifetime warranty

Not only is a Karndean floor unique to your home, but it's made to last for years to come.




### Phthalate free

We pride ourselves on environmental awareness in the manufacture and supply of all our products, and can proudly say that all Karndean products are phthalate free.



### Durable

Karndean Designflooring gives you the look and feel of natural products with the durability and resilience of luxury vinyl.



Designed for  
*peace of mind*



Begin your  
*Designflooring journey*

## Design at home

Bring your design ideas to life with Floorstyle.

See your future floor with our interactive room viewer, Floorstyle. If you see a colour you like, try it from the comfort of your own couch.

Upload a picture of your room and get creative. Explore your options by changing your laying pattern and colours.

VISUALISE YOUR SPACE WITH FLOORSTYLE





# Sample service

When choosing a floor, take into account all of the surrounding materials and finishes. What colour will the walls or cabinets be? Will you have stained or solid colour skirting boards? All of these items play a part in refining your flooring choices.

### Create a moodboard

At Karndean, we know how important it is to help you visualise what your floor will look like with your walls, furniture and accessories, so use our sample service to help.

### Order a selection of sample swatches

Order up to six free sample swatches, delivered free straight to your door, to help narrow down your choices. These samples are particularly helpful especially if you're looking to create a moodboard of ideas to get started.

### See It. Feel It. Test It. Choose It.

#### 1. Experience the look in your home

Try your samples under both natural and artificial light to see how they transform throughout the day.

#### 2. Feel the difference

Run your fingers over the surface to explore the texture and embossing - the true feel of your future floor.

#### 3. Put It to the test

Don't be shy - splash some water, mimic everyday spills and scuffs. See how it handles real life.

#### 4. Find your perfect match

Choose the design that feels right for your space, your lifestyle, and your personal style.




ORDER YOUR  
FREE SAMPLES



Keep in touch on social media. Share your new floors and reviews with us; we look forward to hearing from you.

 Like us on Facebook karndean anz

 Follow us on Instagram karndean\_anz

 Join us on LinkedIn Karndean Designflooring ANZ

 Follow our boards on Pinterest Karndean\_anz

**Worth noting:** Photography and print cannot always produce a perfect representation of our products. This includes colour, pattern variation and installation elements used. For this reason we strongly recommend obtaining a product sample and where possible viewing a larger sample in-store.



## Design tip

Have you chosen other elements of your new room design already? Bring samples of those materials with you when you visit your retailer. This will help you find the perfect floor to match your style.

# Shop local

Your Karndean Designflooring journey continues at your local Karndean retailer.

Our extensive network of independent retail partners are on hand to help you choose a simply beautiful floor that you'll love for a lifetime.

Knowledgeable and fully trained, our retail partners offer an environment where you can explore our flooring and design your dream home.

You can be confident you are in safe hands. All our retail partners offer a full measure and quote service, have professional floor fitters who have been trained and have many years' experience in installing Karndean and can provide advice on cleaning and caring for your new floor.

Use our online search feature to find your nearest Karndean Designflooring recommended retailer. Leave your details for a retailer to contact you for a free measure and quote.

FIND YOUR LOCAL RETAILER





# Visit our showroom


At our headquarters, conveniently located in Melbourne just off the Eastlink & Monash freeways, we always have the latest products on display with over 500m<sup>2</sup> of ideas and designs to inspire you.

Explore our full range of Karndean Designflooring products in our beautiful state of the art showroom. Our knowledgeable and friendly Design Consultants are here to help you with expert guidance and advice for all your Karndean flooring needs.

Compare our wide range of colours, textures, patterns and sizes with large areas of laid and wall-hung flooring panels. You're welcome to take home full-size samples to try in your own space at no charge.

We are located at **835 Stud Road, Knoxfield, Victoria 3180**.

[VIEW OUR OPENING HOURS](#)



Enjoyed your visit to the Karndean Showroom?  
We'd love to hear about it.

[LEAVE US A GOOGLE REVIEW](#)



**Phone:** AUS - 1800 331 170\*  
**Email:** customerservice@karndean.com.au  
**Address:** 835 Stud Road, Knoxfield, Victoria 3180, Australia

[www.karndean.com](http://www.karndean.com)

\*Calls may be recorded for training and quality

# Transferable purchase warranty

If you purchased your Karndean Designflooring through a Karndean Retail Partner your warranty will have the added benefit of it being transferable. This means that if you sell your house within your warranty period, you can pass the warranty on to the new owners.



To qualify for a transferable warranty, you must:

- Adhere to the terms and conditions outlined in the Purchase Warranty
- Purchase from one of our retail partners and they will provide us with your email address to enable us to send you your transferable purchase warranty

For more information or to obtain your Purchase Warranty, please speak with your local flooring retailer or contact our Customer Service Team.

The lifetime residential warranty is defined as 35 years and protects against product wear out and manufacturing defects. What's more, the warranties are now transferable to any future owners (subject to the terms and conditions of the Transferable Purchase Warranty).

[VIEW OUR WARRANTY INFORMATION](#)

# Caring for your floor

Regular cleaning with a pH neutral cleaner such as Karndean Clean will help keep your floor at its best.

Over time you may want to treat your floor to some extra care. We recommend every six to twelve months, depending on wear, that you strip and refresh your floor using Karndean Remove and Karndean Refresh, to further enhance its look and durability.

[FIND OUR CLEANING AND MAINTENANCE INFORMATION](#)





# It's a new day

And we're ready to create  
a better tomorrow!

Karndean are proud recipients of the Best Vinyl Flooring Company - Australia in the 2024 BUILD Sustainability Building Awards. The award recognises innovators who are driving sustainability in the building and construction space.

## It's a promise to Evolve.



Discover  
[karndean.com/evolve](https://karndean.com/evolve)  
[karndeancommercial.com/evolve](https://karndeancommercial.com/evolve)



### Confront climate change

- We're actively reducing our carbon footprint through energy-efficient practices and renewable energy sources, aiming for a science-based target of at least a 42% reduction in greenhouse gas emissions by 2030.
- Karndean provides Environmental Product Declarations (EPDs) for all products (hosted by SCS Global Services), verified to ISO 14025 standards, offering clear insights into the environmental life cycle.
- GreenTag™ Excellence – Our gluedown, Kortlok, LooseLay Originals, and Karndean LooseLay Longboard ranges receive a GreenRate Level 'A' rating for quality sustainable building materials. Additionally, we are the first Australian LVT supplier to achieve Best Environmental Practice PVC in 2015.



### Sustainable use of resources

- At the core of our dedication to responsible resource management lies our commitment to preserving natural resources. We achieve this by embracing recycled materials and creating products specifically designed for recyclability, thus reducing our dependence on raw materials derived from crude oil.
- We prioritise the incorporation of recycled materials in our products, with each one containing up to 50% recycled PVC in their backing layers, sourced from post-production waste.
- We substantiate our efforts to minimise landfill waste and foster recycling initiatives, strengthening our role in promoting a circular economy.



### Supply chain transparency

- We're committed to upholding high standards of environmental and social responsibility, ensuring fair treatment and safe working conditions for all.
- Our factories lead the way by using recycled materials and eco-friendly packaging, setting a new standard for environmental consciousness.
- Plus, our manufacturing processes are certified to meet ISO 14001 and ISO 9001 standards guaranteeing top-notch quality and sustainability every step of the way.



### Health & wellbeing

- Our products go beyond aesthetics; they are designed with wellbeing in mind. They are not only free from heavy metals and unsafe phthalates, but are also certified for post-installation indoor air quality. Our commitment to creating healthy interior environments extends to our choice of water-based or solvent-free adhesives, ensuring very low VOC emissions. Your health and comfort are integral to our product design.
- All our gluedown, Kortlok, LooseLay Originals, and LooseLay Longboard ranges have a GreenRate™ LCARate Silver certification, recognising commitment to safeguarding the planet's biodiversity, ensuring the wellbeing of workers, and maintaining environmentally friendly manufacturing processes.



### Inclusion & diversity

- We deeply value equity, inclusivity and diversity within our company and nurture these principles through engagement and education.
- These values guide our policies on environmental protection, responsible sourcing/trading, and our contributions to local and global communities, reflecting our founder's enduring principles and ethics that continue to shape our business's approach to operating responsibly.



### Education

- We educate employees about the importance of sustainability, helping them understand what role they play, encouraging them to think sustainably and devise new ways of working, increasing the likelihood of achieving our goals.
- By conducting CPD classes and participating in speaking engagements with organisations like the Green Building Council of Australia, a membership we've held since 2007, we actively contribute to the training of professionals in the design, construction, and building industries.


# Imagine your space

On the next pages, draw the space that you will be updating by following the example below.


Start with the shape of your space and entry points.



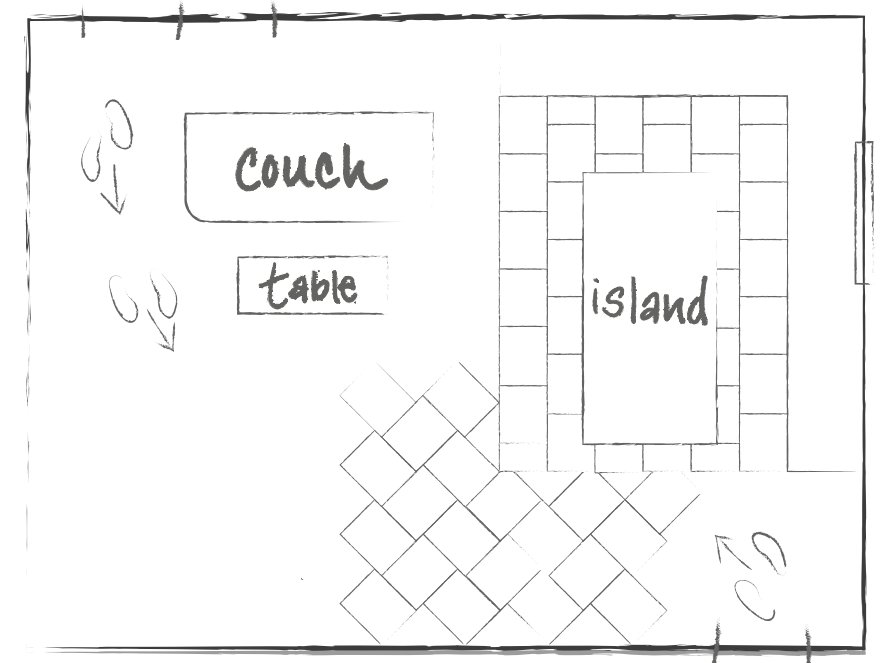
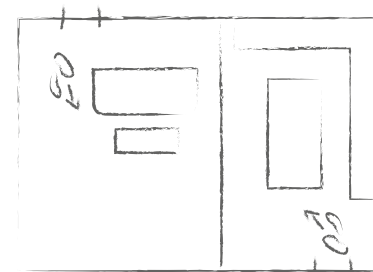
How do you walk through the room?



Are there any adjoining rooms?



Sketch fixtures in your space.



Take your space from sketch to reality.



■ Pearl Oak LLP306  
European Oak


Create more than a floor,  
*create a Designfloor*



*Now it's  
your turn...*

Take a look at our Design Guide for inspiration in your home.

[VIEW OUR  
DESIGN GUIDE](#)



*Design tip*

When planning the design of your floor, think of your most common footpath. Have your local retailer install the floor in that direction to guide guests through the space.



# Create a moodboard

Remodelling a whole room and not sure where to start? Create a moodboard with the colour scheme you have in mind for the room. Include items like paint samples, pictures from magazines, wallpaper samples - anything that gives you inspiration for your new space!



Traditional Character Oak KP146-7 | SCB-KP146



# Choose your design...

For those who make their flooring choice by shade, here is a quick guide to all our products ranging by tone.

Karndean LooseLay Longboard

Karndean LooseLay Originals

Korlok

Van Gogh

Knight Tile

Art Select

= available in loose lay

= available in rigid core

= available in gluedown

<div></div> <div>LLT208</div>	<div></div> <div>LLP311</div>	<div></div> <div>ST17 SCB-ST17-18</div>	<div></div> <div>KP153-7 SCB-KP153</div>	<div></div> <div>RKP8105</div>	<div></div> <div>KP138-7 SCB-KP138</div>	<div></div> <div>ST22 SCB-ST22-18</div>
<div></div> <div>RKT2413</div>	<div></div> <div>KP105-7 SCB-KP105</div>	<div></div> <div>ST21 SCB-ST21-18</div>	<div></div> <div>VGW111T SCB-VGW111T</div>	<div></div> <div>LLP352</div>	<div></div> <div>KP147-7 SCB-KP147</div>	<div></div> <div>ST20 SCB-ST20-18</div>
<div></div> <div>RKT3021</div>	<div></div> <div>RKT2423</div>	<div></div> <div>RKT3020</div>	<div></div> <div>RKP8245</div>	<div></div> <div>LLP157</div>	<div></div> <div>LLP306</div>	<div></div> <div>RKP8241</div>
<div></div> <div>RKT2414</div>	<div></div> <div>LLP95</div>	<div></div> <div>LLP147</div>	<div></div> <div>LLP353</div>	<div></div> <div>LLP153</div>	<div></div> <div>VGW133T SCB-VGW133T</div>	<div></div> <div>LLP308</div>
<div></div> <div>LLT219</div>	<div></div> <div>VGW107T SCB-VGW107T</div>	<div></div> <div>LLT209</div>	<div></div> <div>LLT213</div>	<div></div> <div>LLP357</div>	<div></div> <div>KP157-7 SCB-KP157</div>	<div></div> <div>RKT3018</div>
<div></div> <div>LLT218</div>	<div></div> <div>LLT201</div>	<div></div> <div>LLP355</div>	<div></div> <div>RKP8243</div>	<div></div> <div>LLP156</div>	<div></div> <div>LLP152</div>	<div></div> <div>VGW135T SCB-VGW135T</div>
<div></div> <div>KP95-7 SCB-KP95</div>	<div></div> <div>LLP329</div>	<div></div> <div>RKP8248</div>	<div></div> <div>LLP356*</div>	<div></div> <div>VGW127T SCB-VGW127T</div>	<div></div> <div>KP99-7 SCB-KP99</div>	<div></div> <div>VGW110T SCB-VGW110T</div>
<div></div> <div>VGW84T SCB-VGW84T</div>	<div></div> <div>KP143-7 SCB-KP143</div>	<div></div> <div>VGW129T SCB-VGW129T</div>	<div></div> <div>RKP8116</div>	<div></div> <div>KP144-7 SCB-KP144</div>	<div></div> <div>LLP92</div>	<div></div> <div>LLT216</div>

\*High variation between individual planks.



# Choose your design... (continued)

■ Karndean LooseLay Longboard | ■ Karndean LooseLay Originals | ■ Korlok | ■ Van Gogh | ■ Knight Tile | ■ Art Select  
⊖ = available in loose lay | ⊕ = available in rigid core | ⊗ = available in gluedown

⊗ ⊕ ■ VGW112T ■ SCB-VGW112T	⊖ ■ LLP328	⊖ ■ LLP154	⊗ ⊕ ■ HC02	⊕ ■ RKP8207	⊕ ■ RKP8240	⊖ ■ LLP307*
⊖ ■ LLP142	⊕ ■ RKP8101	⊗ ⊕ ■ KP104-7 ■ SCB-KP104	⊖ ■ LLP301	⊗ ⊕ ■ VGW134T ■ SCB-VGW134T	⊕ ■ RKP8247	⊖ ■ LLP150*
⊗ ⊕ ■ ST19 ■ SCB-ST19-18	⊖ ■ HC03	⊗ ⊕ ■ AP02	⊕ ■ RKP8110	⊗ ⊕ ■ VGW132T ■ SCB-VGW132T	⊗ ⊕ ■ KP96-7* ■ SCB-KP96*	⊕ ■ RKP8119*
⊖ ■ LLP146	⊖ ■ LLT210	⊕ ■ RKP8244	⊗ ⊕ ■ KP141-7 ■ SCB-KP141	⊖ ■ LLP112	⊖ ■ EW01	⊕ ■ RKP8118*
⊗ ⊕ ■ VGW82T ■ SCB-VGW82T	⊖ ■ LLP354*	⊖ ■ LLP148	⊖ ■ EW02	⊖ ■ HC05	⊖ ■ RL03	⊗ ⊕ ■ KP146-7 ■ SCB-KP146
⊗ ⊕ ■ VGW81T ■ SCB-VGW81T	⊕ ■ RKT2417	⊗ ⊕ ■ KP150-7 ■ SCB-KP150	⊖ ■ RL04	⊖ ■ LLT203	⊖ ■ HC01	⊗ ⊕ ■ VGW86T ■ SCB-VGW86T
⊖ ■ LLT217	⊕ ■ RKT2410	⊗ ⊕ ■ VGW89T ■ SCB-VGW89T	⊖ ■ HC06	⊖ ■ AP03	⊖ ■ EW03	⊖ ■ RL02
⊗ ⊕ ■ ST16 ■ SCB-ST16-18	⊖ ■ LLT212	⊗ ⊕ ■ VGW128T ■ SCB-VGW128T	⊕ ■ SCB-VGW134T	⊖ ■ LLT211	⊖ ■ HC04	⊖ ■ LLP102

Take a look at our Design Guide for inspiration in your home.

VIEW OUR DESIGN GUIDE



■ Karndean LooseLay Longboard | ■ Karndean LooseLay Originals | ■ Korlok | ■ Van Gogh | ■ Knight Tile | ■ Art Select  
⊖ = available in loose lay | ⊕ = available in rigid core | ⊗ = available in gluedown

⊕ ■ RKP8103*	⊖ ■ LLP310	⊗ ⊕ ■ VGW130T* ■ SCB-VGW130T*
⊖ ■ LLP105	⊖ ■ LLP313	⊕ ■ RKP8239
⊕ ■ RKP8246	⊖ ■ LLP113	⊖ ■ AP01
⊖ ■ LLP317**	⊖ ■ LLP108	⊖ ■ LLP312
⊕ ■ RKP8242	⊗ ⊕ ■ KP149-7 ■ SCB-KP149	⊗ ⊕ ■ VGW131T* ■ SCB-VGW131T*
⊗ ⊕ ■ VGW103T* ■ SCB-VGW103T	⊖ ■ LLP316*	⊖ ■ LLP314
⊖ ■ LLP109*	⊖ ■ LLP325	⊖ ■ RL01
⊗ ⊕ ■ KP94-7* ■ SCB-KP94*	⊗ ⊕ ■ VGW85T* ■ SCB-VGW85T*	

\* High variation between individual planks.

■ Limed Loire Oak RKP8243






Complete your Designfloor,  
*choose the floor that suits your needs*



Now that you've gathered your ideas and have a colour choice in mind, view our product ranges to make your final selections.





# Three vinyl flooring options *to suit your needs*

Choosing the perfect floor for your home can be a tough decision. That’s why we offer our stunning, design-led flooring in three versatile formats: loose lay, rigid core hybrid, and gluedown. This way, you can enjoy the look you love with the installation method that best fits your needs. Speak with your installer or retailer to explore the options and find the ideal solution for your space.

## Loose lay



- Reduce noise:** Ideal for loft conversions or upstairs rooms where soundproofing is important.
- Quick installation:** Perfect for fast, hassle-free installations.
- Flat subfloor:** Best for completely flat, dry subfloors prepared by a flooring professional.
- Maximum versatility and stability:** Suitable for most areas of use and does not require expansion gaps.

- Individually replaceable
- Quick and easy to install
- Reduces noise transfer
- K-Wave® friction grip backing
- Laying possibilities



## Rigid core



- Superior acoustics:** Excellent for upstairs rooms, reducing noise between floors.
- Quick installation:** Fast to install, even over most existing floors like tiles or floorboards.
- Uneven subfloors:** Versatile installation over most subfloor types, hiding minor imperfections
- High durability:** Perfect for high-traffic areas and homes with kids or pets.

- Click-locking mechanism
- Reduces noise transfer
- Quick and easy to install
- Installs over most existing hard floors



## Gluedown



- Bespoke creations:** Mix wood and stone designs for a unique look.
- Flat subfloor:** Best for completely flat, dry subfloors prepared by a flooring professional.
- Maximum durability:** Suitable for high traffic areas.
- Longevity:** Provides long-term durability and resistance to wear.

- Individually replaceable
- No expansion gap required
- Individual, glued down planks and tiles
- Laying possibilities



■ Pearl Oak LLP306  
European Oak





# Loose lay

Featuring our innovative K-Wave® friction grip backing, holding the product in place using weight and friction and combined with our tried and tested K-Guard+® finish providing a hygienic, durable surface protection that is quick and easy to clean with a pH-neutral cleaner.

Available in LooseLay Longboard & LooseLay Originals.



FIND OUT MORE ABOUT  
KARNDEAN LOOSELAY



Karndean  
LooseLay  
Longboard

Alpine Oak LLP352  
White Oak



Karndean  
LooseLay  
Originals

Waterbury LLP152  
Limed Oak

# Loose lay's unique benefits

Karndean LooseLay Longboard and LooseLay Originals ranges offer quick installation and individually replaceable planks and tiles, our loose lay format is perfect for floors that need minimal disruption and maximal design flexibility. Reducing sound transfer to rooms below, making it the perfect option for upstairs rooms or apartments.

Featuring our innovative K-Wave® friction grip backing, holding the product in place using weight and friction and combined with our tried and tested K-Guard+® finish providing a hygienic, durable surface protection that is quick and easy to clean with a pH-neutral cleaner.



**Individually replaceable:** Should you need to replace a piece, simply lift the damaged plank or tile and replace with a new one.



**Reduces noise transfer:** Our loose lay ranges are perfect for projects where you want to reduce noise levels in the room below.

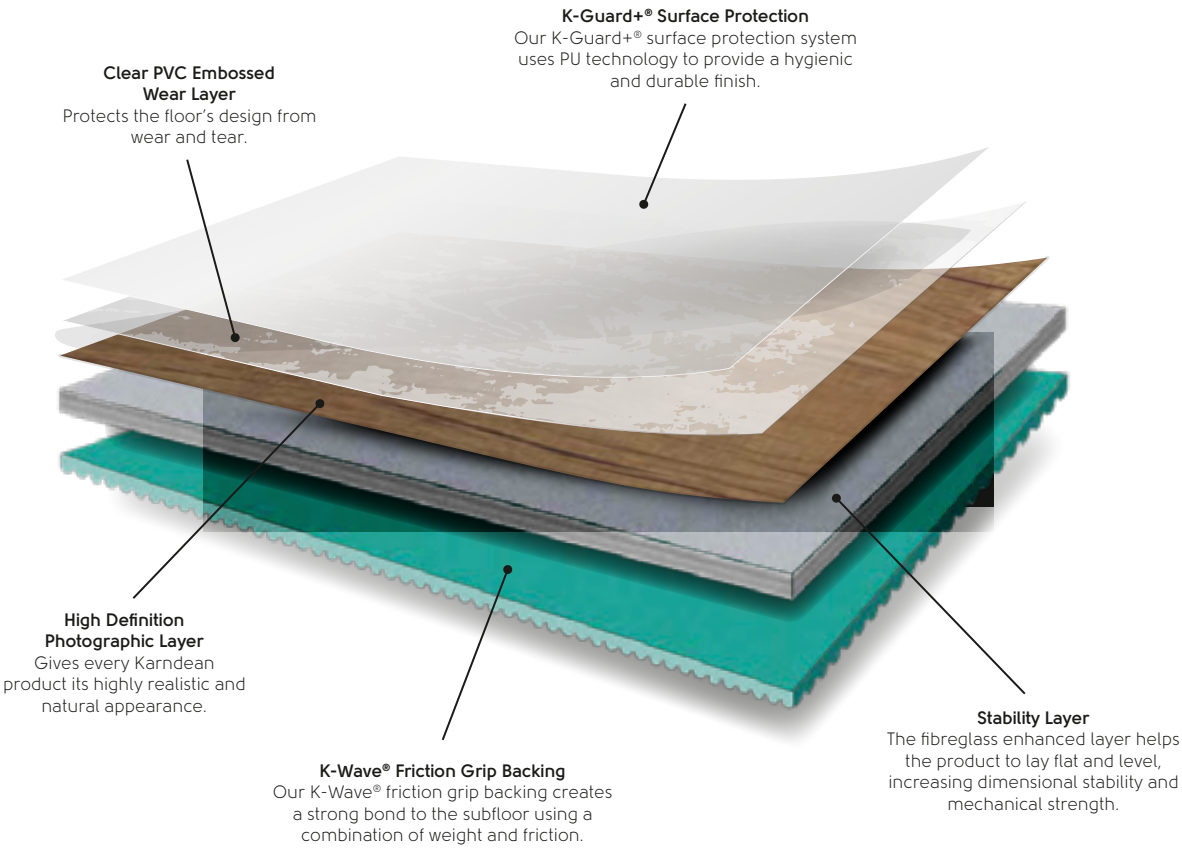


**Quick and easy to install:** Our loose lay ranges can be fitted over most existing hard floors.



**K-Wave® friction grip backing:** Our friction grip backing creates a strong bond to the subfloor.

## Loose lay construction





# Choosing your laying pattern

It's not just the floor you choose, but the direction you lay it that makes a lasting impression. So how do you know which way you should lay your floor? Keep these pattern options in mind as you browse our three product constructions (formats), as select floors cannot be laid in all of these patterns. Please speak to your retailer or installer to discuss your options.

## Wood

Herringbone




Double herringbone



90 degree herringbone



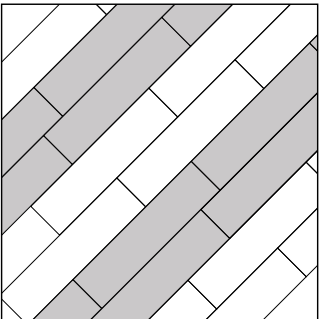
Staggered



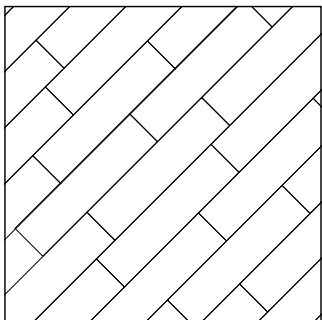
Basketweave



Striped (2-colour)



Diagonal



Diagonal with border





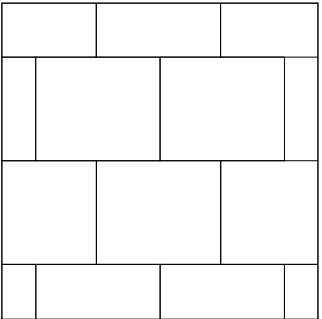
Herringbone

Loved for its distinctive pattern and uniformity, herringbone features planks or tiles laid in a V-shaped weave creating an inspiring zig-zag flooring effect that will complement any interior space.


■ Hamden **LLP156**  
Character Oak

## Stone


Brick lay




Diagonal



Herringbone



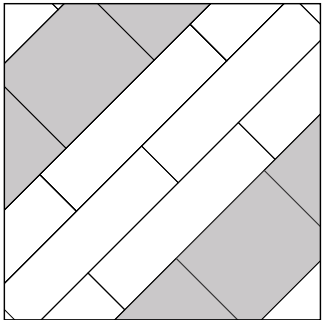
Striped (2-colour)



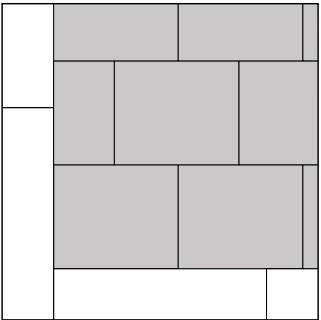


## Mixed

Striped (wood and stone)



Wood frame with stone inset







# LooseLay Longboard

Karndean LooseLay Longboard is a collection of 20 woods featuring unique designs in a 1.5m long format.

Featuring native Australian species, the collection offers a contemporary palette that makes the most of its 1.5m length and loose lay format.























FIND OUT MORE ABOUT  
LOOSELAY LONGBOARD





□ Pure Fabric Oak **LLP329**  
Character Oak

1500.0mm x 250.0mm (59.06" x 9.84")

 ■ Bleached Tasmanian Oak <b>LLP311</b> Australian Species (pg 34)	 ■ Pearl Oak <b>LLP306</b> European Oak (pg 46)
 ■ Wheat Oak <b>LLP355*</b> White Oak (pg 35)	 ■ Pure Danish Oak <b>LLP357</b> Danish Oak (pg 47)
 ■ Pure Fabric Oak <b>LLP329*</b> Character Oak (pg 36)	 ■ Field Oak <b>LLP356</b> European Oak (pg 48)
 ■ Cashmere Oak <b>LLP353</b> White Oak (pg 37)	 ■ North Coast Blackbutt <b>LLP313</b> Australian Species (pg 49)
 ■ Alpine Oak <b>LLP352</b> White Oak (pg 39)	 ■ Champagne Oak <b>LLP310</b> European Oak (pg 51)
 ■ French Grey Oak <b>LLP308</b> European Oak (pg 40)	 ■ Honey Ironbark <b>LLP325</b> Australian Species (pg 52)
 ■ Sterling Oak <b>LLP354</b> White Oak (pg 41)	 ■ Tasmanian Oak <b>LLP312</b> Australian Species (pg 53)
 ■ Blended Ironbark <b>LLP328</b> Australian Species (pg 43)	 ■ Lemon Spotted Gum <b>LLP317*</b> Australian Species (pg 55)
 ■ Neutral Oak <b>LLP307</b> European Oak (pg 44)	 ■ Embered Blackbutt <b>LLP314</b> Australian Species (pg 56)
 ■ Twilight Oak <b>LLP301</b> European Oak (pg 45)	 ■ Mountain Spotted Gum <b>LLP316*</b> Australian Species (pg 57)

LOOSE LAY   Thickness: 4.5mm   Wear layer: 0.55mm   Bevel: No   Emboss: Textured surface   Box quantity: 3.000m<sup>2</sup> / 8 planks

 \*As a feature of the design, these products incorporate a high variation between individual planks.  Inspired by Australian woods.





Bleached Tasmanian Oak **LLP311**  
Australian Species



Wheat Oak **LLP355**  
White Oak





HIGH  
VARIATION

Pure Fabric Oak **LLP329**  
Character Oak



Cashmere Oak **LLP353**  
White Oak





**Lifetime warranty**

Designed to give you peace of mind, every Karndean floor is made to last for years to come.



Alpine Oak LLP352  
White Oak



READ ABOUT OUR  
FUTURE FOUNDATIONS  
TREND



Click here to read about our  
Future Foundations trend.

Future Foundations redefines the industrial aesthetic by refining its raw, utilitarian roots with a blend of luxurious and reclaimed finishes that elevate the style while preserving its traditional elements.



French Grey Oak **LLP308**  
European Oak



Sterling Oak **LLP354**  
White Oak





Blended Ironbark **LLP328**  
Australian Species





Neutral Oak LLP307  
European Oak



Twilight Oak LLP301  
European Oak



FIND OUT MORE ABOUT  
OUR LIGHTEN UP TRENDS

Get ready for bold, bright colours and new adventures in styling that help set the scene for more optimistic, confident and joyful times ahead.



Pearl Oak LLP306  
European Oak



Pure Danish Oak LLP357  
Danish Oak





Field Oak **LLP356**  
European Oak



North Coast Blackbutt **LLP313**  
Australian Species





**Low maintenance**

Easy to clean with  
a sweep and mop.  
Doesn't require  
sanding, varnishing  
or staining.



Champagne Oak LLP310  
European Oak





Honey Ironbark **LLP325**  
Australian Species



Tasmanian Oak **LLP312**  
Australian Species





HIGH  
VARIATION



Lemon Spotted Gum **LLP317**  
Australian Species





Embered Blackbutt **LLP314**  
Australian Species



HIGH  
VARIATION

Mountain Spotted Gum **LLP316**  
Australian Species





# LooseLay Originals

Our LooseLay Originals range offers a stylish and a practical flooring alternative to natural timber and stone for all areas of the home.

Our LooseLay Originals range has all the benefits you have come to expect from Karndean luxury vinyl flooring. This exciting range now features 18 wood-look planks and 12 stone-look tiles in eight thoughtfully curated collections, developed to complement a wide range of interior styles.





















FIND OUT MORE ABOUT  
LOOSELAY ORIGINALS















■ Vintage Timber **LLP105**  
Rustic Oak

## 1050.0mm x 250.0mm (41.34" x 9.84")

 Ashland <b>LLP95</b> White Oak (pg 60)	 Lampione <b>LLP147</b> European Oak (pg 67)	 Cambridge <b>LLP113</b> Rustic Oak (pg 73)
 Bridgeport <b>LLP157</b> European Oak (pg 61)	 Hamden <b>LLP156</b> Character Oak (pg 68)	 Providence <b>LLP108</b> White Oak (pg 75)
 Waterbury <b>LLP152</b> Limed Oak (pg 62)	 Budelli <b>LLP146</b> Limed Oak (pg 69)	 Levanzo <b>LLP150</b> Limed Oak (pg 76)
 Brockton <b>LLP153</b> European Oak (pg 63)	 Danbury <b>LLP154</b> European Oak (pg 70)	 Vintage Timber <b>LLP105</b> Rustic Oak (pg 77)
 Country Oak <b>LLP92</b> Character Oak (pg 64)	 Linosa <b>LLP148</b> European Oak (pg 71)	 Stamford <b>LLP109*</b> Rustic Oak (pg 78)
 Sicilia <b>LLP142</b> Character Oak (pg 65)	 Hartford <b>LLP112*</b> Rustic Oak (pg 72)	 Heritage Oak <b>LLP102</b> Rustic Oak (pg 79)

LOOSE LAY		Thickness: 4.5mm	Wear layer: 0.55mm	Bevel: No	Emboss: Textured surface	Box quantity: 3.150m <sup>2</sup> / 12 planks
-----------	---	------------------	--------------------	-----------	--------------------------	---

## 500.0mm x 610.0mm (19.69" x 24.02")

 Tino <b>LLT208</b> Honed Limestone (pg 80)	 Quebec <b>LLT219</b> Concrete (pg 81)	 Ontario <b>LLT218</b> Concrete (pg 83)	 Utah <b>LLT216</b> Pietra (pg 84)	 Colorado <b>LLT201</b> Pietra (pg 85)	 Vermont <b>LLT217</b> Pietra (pg 87)
 Nisida <b>LLT210</b> Concrete (pg 88)	 Dakota <b>LLT212</b> Concrete (pg 89)	 Vulcano <b>LLT211</b> Concrete (pg 90)	 Madison <b>LLT203</b> Honed Limestone (pg 91)	 Capri <b>LLT209</b> Honed Limestone (pg 92)	 Maine <b>LLT213</b> Concrete (pg 93)

LOOSE LAY		Thickness: 4.5mm	Wear layer: 0.55mm	Bevel: No	Emboss: Textured surface	Box quantity: 3.050m <sup>2</sup> / 10 tiles
-----------	---	------------------	--------------------	-----------	--------------------------	--



\*As a feature of the design, these products incorporate a high variation between individual planks.



Inspired by Australian woods.





Ashland LLP95  
White Oak



Bridgeport LLP157  
European Oak






**Hygienic**

Unlike carpets, our floors don't hold dust, dirt, pollen or other allergens.



Waterbury LLP152  
Limed Oak



Brockton LLP153  
European Oak





**K-Guard+®**

We use K-Guard+® surface technology for scuff and stain resistance ensuring there is no need to apply an additional surface treatment following installation.



Country Oak **LLP92**  
Character Oak



Sicilia **LLP142**  
Character Oak





Lampione LLP147  
European Oak





Hamden **LLP156**  
European Oak



Budelli **LLP146**  
Limed Oak





Danbury **LLP154**  
European Oak



Linosa **LLP148**  
Limed Oak





HIGH  
VARIATION

Hartford LLP112  
Rustic Oak



Cambridge LLP113  
Rustic Oak





Providence LLP108  
White Oak





Levanzo **LLP150**  
Limed Oak



Vintage Timber **LLP105**  
Rustic Oak





Stamford **LLP109**  
Rustic Oak



Heritage Oak **LLP102**  
Rustic Oak





Tino **LLT208**  
Honed Limestone



Quebec **LLT219**  
Concrete





**Durable**

Karndean  
Designflooring gives  
you the look and feel  
of natural products  
with the durability  
and resilience of  
luxury vinyl.



Ontario LLT218  
Concrete





Utah LLT216  
Pietra



Vermont LLT217  
Pietra









Nisida LLT210  
Concrete



Dakota LLT212  
Concrete









Capri LLT209  
Honed Limestone



Maine LLT213  
Concrete






# Rigid core

Our rigid core hybrid ranges feature a click-locking system that allows them to be installed over most existing hard floors, without the need for adhesive.



FIND OUT MORE  
ABOUT RIGID CORE



Natural Blue Gum RKP8240\*



HIGH VARIATION



Smoked Maple SCB-VGW128T



Coastal Blackbutt SCB-KP157\*



HIGH VARIATION

# Rigid core's unique benefits

Rigid Core is a hybrid flooring product featuring our proprietary K-Core® technology, a 5G® click-locking mechanism and a specially formulated acoustic backing, and as such, is an ideal alternative to laminate and engineered hardwood click floors. Offering quick and easy installation and hiding subfloor imperfections, it also has the durable and water resistant qualities of luxury vinyl.

Together these layers form a product that is strong and stable, and able to be installed quickly and easily over most existing hard floors, as well as over imperfect subfloors as well as offering impressive acoustic benefits in reducing noise transfer to rooms below.



**Installs over existing hard floors:** You want to install over an existing floor such as ceramic tiles or floorboards, or uneven subfloor.



**Click-locking mechanism:** Get all of the benefits of rigid core with the added security of a superior vertical click-locking mechanism.



**Reduces noise transfer:** The premium, pre-attached acoustic foam backing reduces noise transfer to rooms below, making it perfect for upstairs bedrooms, playrooms or attic/loft conversions.

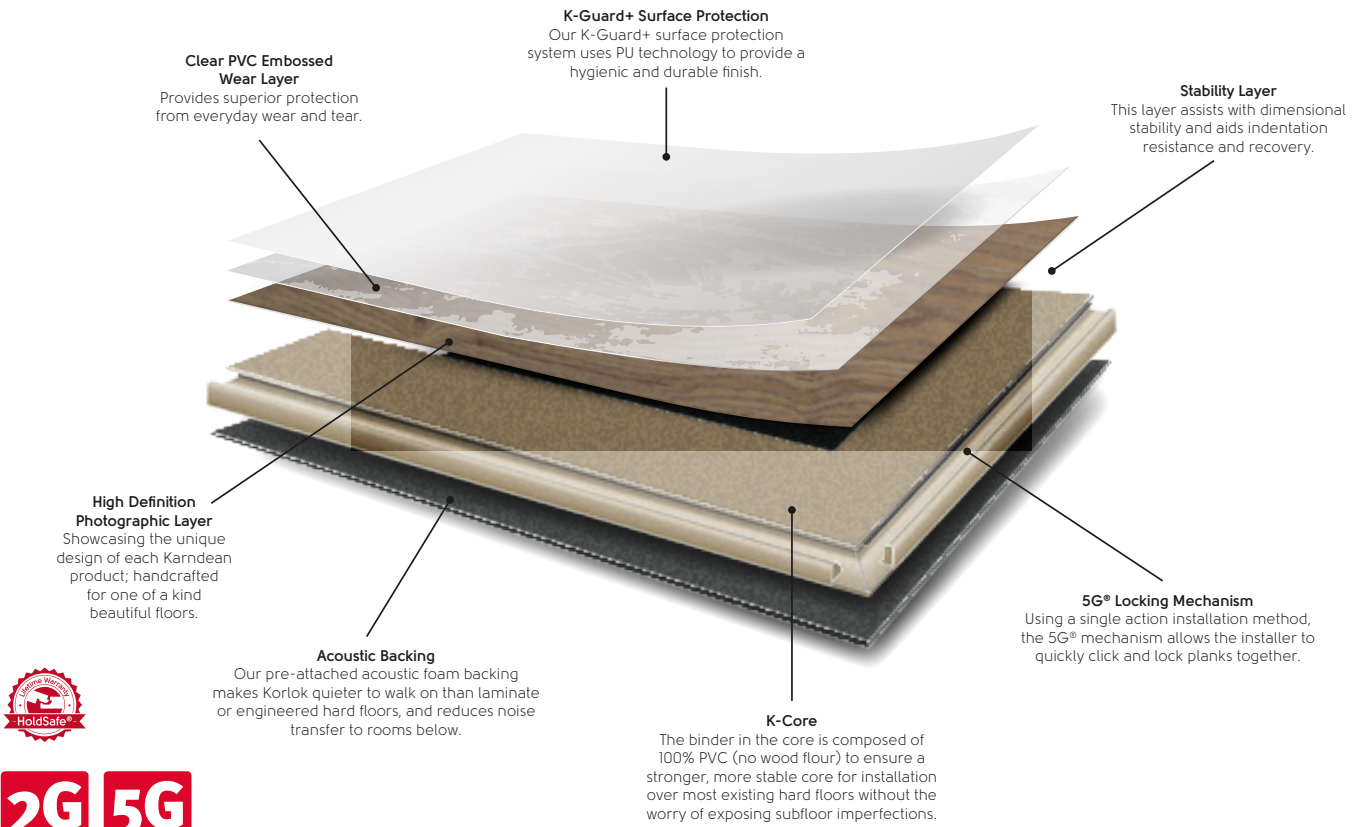


**Hides subfloor imperfections^:** Minor subfloor imperfections won't show through our rigid core backing, meaning most installations won't require the use of levelling compounds or underlayments.



**Quick and easy to install:** Click-locking systems allow the installer to quickly drop and lock planks together, meaning less upheaval and disruption to everyday life.

## Premium rigid core construction



2G™ & 5G® are patented technologies invented by Välinge Innovation AB. The 2G™ & 5G® word marks and logos are registered trademarks owned by Välinge Innovation AB.



\* As a feature of the design, these products incorporate a high variation between individual planks.

\* Selected designs.  
\*\* Engineered to absorb most minor^ subfloor imperfections like lumps, bumps, cracks, and gaps for smooth quiet surface.

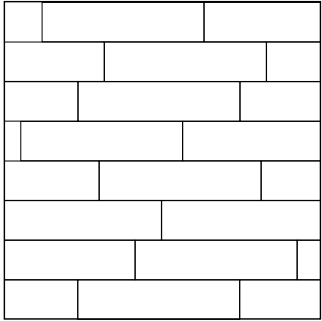


# Choosing your laying pattern

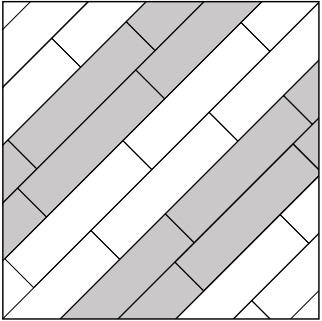
It's not just the floor you choose, but the direction you lay it that makes a lasting impression. So how do you know which way you should lay your floor? Keep these pattern options in mind as you browse our three product constructions (formats), as select floors cannot be laid in all of these patterns. Please speak to your retailer or installer to discuss your options.

## Wood

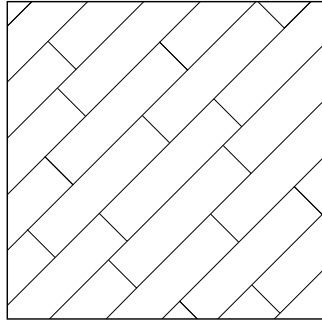
Staggered



Striped (2-colour)



Diagonal

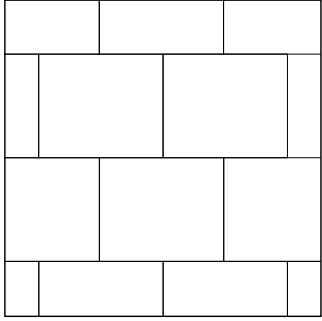


HIGH  
VARIATION


■ Bisque Ash RKP8241

## Stone


Brick lay



Diagonal



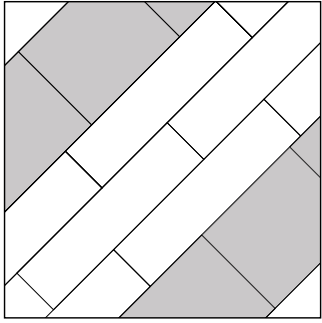
Striped (2-colour)



■ Bianco Breccia Marble RKT3021

## Mixed

Striped (wood and stone)





# Rigid core 5G<sup>®</sup> flooring accessories

To complete your rigid core floor, we have colour coordinated accessories for Van Gogh and Korlok designs. Our accessories are custom made with unique features such as tapered base plates to suit inbuilt underlay and come in convenient 2.3m lengths for ease of transport and handling. All our accessories are suitable for residential and light commercial use.

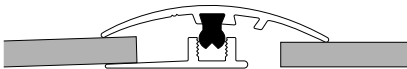
### Multi Trim

This trim comes with three inserts to allow for joining to a range of alternative materials of different thicknesses. As its name suggests, the Multi Trim fulfils a number of functions.


1. **Expansion Joint cover.** For installations over 15m in length or width an expansion joint must be made (usually placed across a door opening).

2. **Transition.** For joining to carpet where the trim provides cover for both the expansion gap of the

floating floor and protection from the pins in carpet smooth-edge, as well as normal height transitions.

3. **Reducer/Ramp.** The top cover can be angled to provide a reducer strip down to substrate level, or for adjoining materials of different heights.
- 

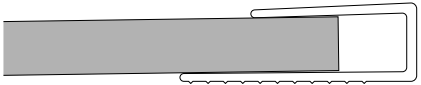
Expansion Joint Cover/Transition



Reducer/Ramp

### Edge Cap

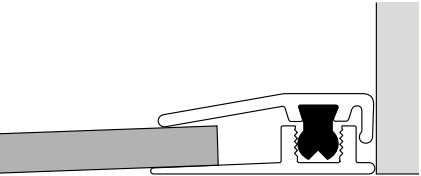
Edge Caps are one of the most common profiles. They can be used for a neat finish against sliding doors, full height floor to ceiling windows, carpets, tiled areas and other floor finishes of similar height. This profile is glued to the floor and the floating floor slots into the trim, it has 19mm top coverage.



### Split Edge Cap

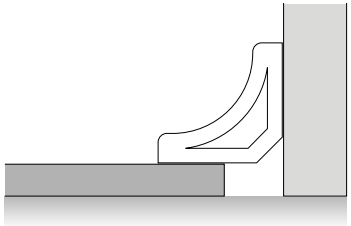
The Split Edge Cap is an easier to install alternative to the Edge Cap, especially on that all too challenging last row of planks. The base profile is installed prior to the installation of the floor and then the colour coordinated top cover is tapped into place with a rubber mallet to hide the expansion gap.

A great option for DIY installers, the Split Edge Cap is a great solution for finishing to window frames, sliding doors or as a sleek alternative to traditional Scotia.



### Scotia

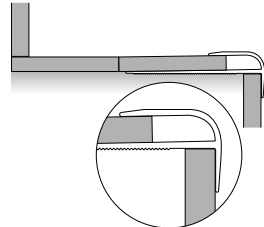
Scotia is designed to cover the gap between the wall and the flooring after the floor has been laid. Our scotia measures 19mm by 19mm and is made from high-quality moisture-resistant WPC. It has just the right amount of flexibility to follow any slight inconsistencies in the wall.



### Stair Nosing

Stair Nosing is a trim used for finishing of steps and staircases neatly. This trim is fixed to the edge of the step using permanent construction adhesive and mechanically where required.

This is used as a transition trim to join step treads and risers (upright, vertical part of the step neatly). The trim accommodates expansion for both tread and riser.



Tortora Breccia Marble RKT3018





Korlok

Our Korlok range features proprietary K-Core® technology, a 5G® locking mechanism and a specially formulated acoustic backing. Together these layers form a product that is strong and stable, and able to be installed quickly and easily over most existing hard floors, as well as over imperfect subfloors.

Korlok offers impressive acoustic benefits in reducing noise transfer to rooms below.







FIND OUT MORE ABOUT KORLOK



■ Pale Loire Oak RKP8245

1420.0mm x 225.0mm (55.91" x 8.86")

 (pg 102)	 (pg 112)
■ Texas White Ash RKP8105*	■ Natural Blue Gum RKP8240*
 (pg 103)	 (pg 113)
■ Pale Loire Oak RKP8245	■ Canadian Urban Oak RKP8116
 (pg 105)	 (pg 114)
■ Mountain Hickory RKP8248	■ Baltic Washed Oak RKP8101
 (pg 106)	 (pg 115)
■ Limed Loire Oak RKP8243	■ Grey Loire Oak RKP8244
 (pg 107)	 (pg 117)
■ Bisque Ash RKP8241*	■ Warm Spotted Gum RKP8118*
 (pg 110)	 (pg 118)
■ Warm Ash RKP8103*	■ Natural Fiddleback Blackbutt RKP8246
 (pg 109)	 (pg 119)
■ Golden Ash RKP8242*	■ Light Barnwood RKP8207*
 (pg 110)	 (pg 120)
■ Light Spotted Gum RKP8239*	■ Refined Fiddleback Blackbutt RKP8247
 (pg 111)	 (pg 121)
■ Weathered Spotted Gum RKP8119*	■ Antique French Oak RKP8110

KORLOK Thickness: 6.5mm Wear layer: 0.55mm Bevel: Micro Emboss: Textured surface Box quantity: 3.195m<sup>2</sup> / 10 planks

457.0mm x 600.0mm (17.99" x 23.62")

 (pg 122)	 (pg 126)	 (pg 125)	 (pg 130)	 (pg 131)
■ Palazzo Marble RKT2413*	■ Mezzo Perla RKT2414	■ Venetian Slate RKT2423	■ Grey Castello Marble RKT2417	■ Pebble Grey RKT2410

457.0 x 935.0mm (17.99" x 36.81")

 (pg 123)	 (pg 127)	 (pg 129)
■ Bianco Breccia Marble RKT3021	■ Luna Breccia Marble RKT3020	■ Tortora Breccia Marble RKT3018

\*As a feature of the design, these products incorporate a high variation between individual planks.

Inspired by Australian woods.

KORLOK Thickness: 6.5mm Wear layer: 0.55mm Bevel: Micro Emboss: Textured surface Box quantity: 2.742m<sup>2</sup> / 10 tiles Box quantity: 2.564m<sup>2</sup> / 6 tiles (large tile)









Mountain Hickory RKP8248



FIND OUT MORE  
ABOUT OUR FUTURE  
FOUNDATIONS TRENDS



Future Foundations redefines the industrial aesthetic by refining its raw, utilitarian roots with a blend of luxurious and reclaimed finishes that elevate the style while preserving its traditional elements.



Limed Loire Oak RKP8243



HIGH  
VARIATION

Bisque Ash RKP8241





HIGH  
VARIATION

Warm Ash RKP8103



HIGH  
VARIATION

Golden Ash RKP8242





HIGH  
VARIATION

Light Spotted Gum RKP8239



HIGH  
VARIATION

Weathered Spotted Gum RKP8119





HIGH  
VARIATION

Natural Blue Gum RKP8240



Canadian Urban Oak RKP8116





Baltic Washed Oak RKP8101



Grey Loire Oak RKP8244





HIGH  
VARIATION

Warm Spotted Gum RKP8118





**Pet friendly**

From muddy paw prints to household accidents and anything in-between, our low maintenance floors are designed with pets in mind.

HIGH  
VARIATION



Natural Fiddleback Blackbutt **RKP8246**



HIGH  
VARIATION

Light Barnwood **RKP8207**





Refined Fiddleback Blackbutt **RKP8247**



Antique French Oak **RKP8110**





HIGH  
VARIATION

Palazzo RKT2413



Bianco Breccia Marble RKT3021





Venetian Slate RKT2423





Mezzo Perla RKT2414



Luna Breccia Marble RKT3020





Tortora Breccia Marble RKT3018





Grey Castello Marble RKT2417



Pebble Grey RKT2410





# Dual format

Every home, room, and approach to styling a space is completely unique to you and we know that choosing a floor that suits you and your home can be challenging...

That's why we create adaptable installation options for our beautiful, design-led floors.

Our dual format floors come in gluedown and rigid core, so you can choose the best option for you and your space.



River Spotted Gum VGW131T\* | SCB-VGW131T\*



Herringbone laying pattern is only achievable with gluedown ranges.

Urban Spotted Gum KP141-7 | SCB-KP141

# Choose your format

We know that choosing a floor that suits you and your home can be challenging...

That's why we offer many of our beautiful designs in dual format. As these are available in both gluedown or rigid core, you can enjoy the design you want, in the format you need.

## Gluedown

With our gluedown ranges you have complete control over the look of your floor, from the lay pattern to the incorporation of our design strips and borders.

**Individually replaceable:** Should part of the floor become damaged, simply lift and replace the plank with a new one, giving you peace of mind throughout the lifetime of your floor.

**Laying possibilities:** It's not just the design you choose, but how you lay it. Our gluedown format gives you the ability to add your individual style and add intrigue to any room with a multitude of creative laying patterns.

**No expansion gap required:** Can be fitted tight against straight or curved walls and fixtures. No need to leave any expansion gap.

**Custom layouts:** For stylish aesthetic or functional zoning purposes, offering virtually limitless possibilities.

## Rigid core

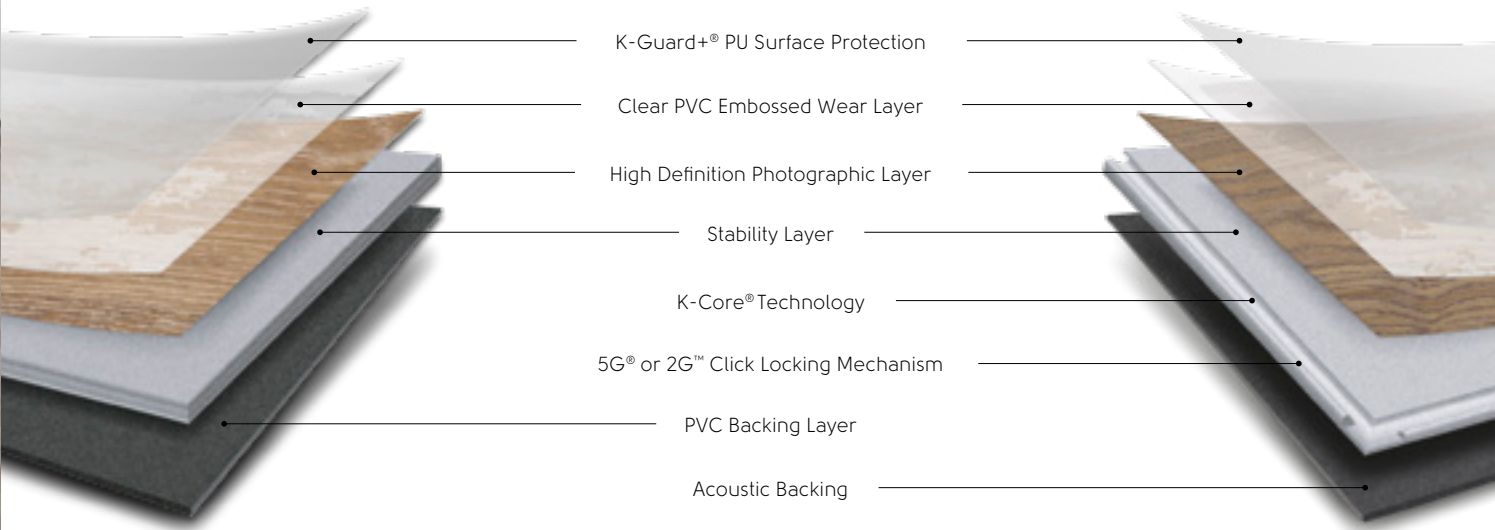
Our rigid core hybrid ranges feature a click-locking system that allows them to be installed over most existing hard floors, without the need for adhesive.

**Quick and easy to install:** Click-locking systems allow the installer to quickly drop and lock planks together, meaning less upheaval and disruption to everyday life.

**Reduces noise transfer:** The premium, pre-attached acoustic foam backing reduces noise transfer to rooms below, making it perfect for upstairs bedrooms playrooms or attic/loft conversions.

**Click-locking mechanism:** Get all of the benefits of rigid core with the added security of a superior vertical click-locking mechanism.

**Installs over existing hard floors:** Rigid core can be floated over most existing hard floor coverings.



**HIGH VARIATION** \*As a feature of the design, these products incorporate a high variation between individual planks.



# Rigid core 5G® flooring accessories

To complete your rigid core floor, we have colour coordinated accessories for Van Gogh and Korlok designs. Our accessories are custom made with unique features such as tapered base plates to suit inbuilt underlay and come in convenient 2.3m lengths for ease of transport and handling. All our accessories are suitable for residential and light commercial use.

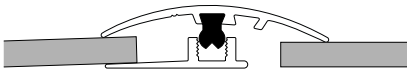
## Multi Trim

This trim comes with three inserts to allow for joining to a range of alternative materials of different thicknesses. As its name suggests, the Multi Trim fulfils a number of functions.


1. **Expansion Joint cover.** For installations over 15m in length or width an expansion joint must be made (usually placed across a door opening).

2. **Transition.** For joining to carpet where the trim provides cover for both the expansion gap of the

floating floor and protection from the pins in carpet smooth-edge, as well as normal height transitions.

3. **Reducer/Ramp.** The top cover can be angled to provide a reducer strip down to substrate level, or for adjoining materials of different heights.
- 

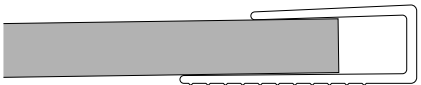
Expansion Joint Cover/Transition



Reducer/Ramp

## Edge Cap

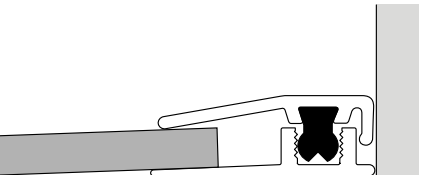
Edge Caps are one of the most common profiles. They can be used for a neat finish against sliding doors, full height floor to ceiling windows, carpets, tiled areas and other floor finishes of similar height. This profile is glued to the floor and the floating floor slots into the trim, it has 19mm top coverage.



## Split Edge Cap

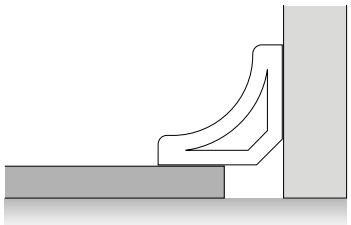
The Split Edge Cap is an easier to install alternative to the Edge Cap, especially on that all too challenging last row of planks. The base profile is installed prior to the installation of the floor and then the colour coordinated top cover is tapped into place with a rubber mallet to hide the expansion gap.

A great option for DIY installers, the Split Edge Cap is a great solution for finishing to window frames, sliding doors or as a sleek alternative to traditional Scotia.



## Scotia

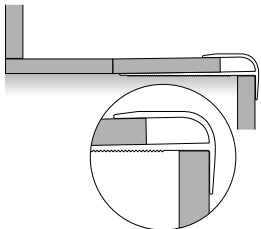
Scotia is designed to cover the gap between the wall and the flooring after the floor has been laid. Our scotia measures 19mm by 19mm and is made from high-quality moisture-resistant WPC. It has just the right amount of flexibility to follow any slight inconsistencies in the wall.



## Stair Nosing

Stair Nosing is a trim used for finishing of steps and staircases neatly. This trim is fixed to the edge of the step using permanent construction adhesive and mechanically where required.

This is used as a transition trim to join step treads and risers (upright, vertical part of the step neatly). The trim accommodates expansion for both tread and riser.



■ Natural Maple SCB-VGW127T





# Van Gogh

Our popular Van Gogh range captures the look and feel of real timbers in a carefully curated collection of 20 timber-look planks available in gluedown or our 5G® click-locking rigid core format for ease and versatility of installation.

From classic European species such as oak, elm, maple, and birch to quintessential Australian timbers including blackbutt and spotted gum, the Van Gogh range celebrates the intrinsic character and rich diversity of colour, tone, and texture of the world's most beautiful timbers.

























FIND OUT MORE ABOUT VAN GOGH



Light Distressed Oak VGW111T | SCB-VGW111T

1219.2mm x 177.8mm (48.0" x 7.0") | 1220.0mm x 180.0mm (48.03" x 7.09")

 (pg 138)	 (pg 148)
■ Blush Oak VGW107T   SCB-VGW107T	■ Millstone Sycamore VGW133T   SCB-VGW133T
 (pg 139)	 (pg 149)
■ Light Distressed Oak VGW111T   SCB-VGW111T	■ Tranquil Oak VGW135T   SCB-VGW135T
 (pg 140)	 (pg 151)
■ Greige Oak VGW110T   SCB-VGW110T	■ Birch VGW84T   SCB-VGW84T
 (pg 141)	 (pg 152)
■ Misty Grey Oak VGW112T   SCB-VGW112T	■ Natural Maple VGW127T   SCB-VGW127T
 (pg 142)	 (pg 153)
■ Country Oak VGW81T   SCB-VGW81T	■ Washed Blackbutt VGW129T   SCB-VGW129T
 (pg 143)	 (pg 154)
■ Distressed Oak VGW82T   SCB-VGW82T	■ Eastern Blackbutt VGW130T   SCB-VGW130T
 (pg 145)	 (pg 155)
■ Smoked Maple VGW128T   SCB-VGW128T	■ French Oak VGW85T   SCB-VGW85T
 (pg 146)	 (pg 157)
■ Nocturne VGW134T   SCB-VGW134T	■ River Spotted Gum VGW131T*   SCB-VGW131T*
 (pg 147)	 (pg 158)
■ Ebony VGW89T   SCB-VGW89T	■ Northern Spotted Gum VGW103T*   SCB-VGW103T*
	 (pg 159)
	■ Classic Oak VGW86T   SCB-VGW86T
	 (pg 161)
	■ Marron Elm VGW132T   SCB-VGW132T

GLUEDOWN		Thickness: 3.0mm	Wear layer: 0.55mm	Bevel: Micro	Emboss: Textured surface	Box quantity: 3.252m <sup>2</sup> / 15 planks
RIGID CORE		Thickness: 5.5mm	Wear layer: 0.5mm	Bevel: Micro	Emboss: Textured surface	Box quantity: 2.196m <sup>2</sup> / 10 planks



\*As a feature of the design, these products incorporate a high variation between individual planks.



Inspired by Australian woods.





Blush Oak VGW107T | SCB-VGW107T



Light Distressed Oak VGW111T | SCB-VGW111T





Greige Oak VGW110T | SCB-VGW110T



Misty Grey Oak VGW112T | SCB-VGW112T





Country Oak VGW81T | SCB-VGW81T



Distressed Oak VGW82T | SCB-VGW82T





Smoked Maple VGW128T | SCB-VGW128T





Nocturne Oak VGW134T | SCB-VGW134T



Ebony VGW89T | SCB-VGW89T





Millstone Sycamore VGW133T | SCB-VGW133T



Tranquil Oak VGW135T | SCB-VGW135T





This laying pattern is only achievable with gluedown ranges.

Birch VGW84T | SCB-VGW84T





Natural Maple VGW127T | SCB-VGW127T



Washed Blackbutt VGW129T | SCB-VGW129T





Eastern Blackbutt **VGW130T** | **SCB-VGW130T**



French Oak **VGW85T** | **SCB-VGW85T**



READ ABOUT OUR  
SMOOTH OPERATOR  
TREND



While drawing heavily on a retro aesthetic, Smooth Operator is as fresh as tomorrow.

HIGH  
VARIATION



River Spotted Gum **VGW131T** | **SCB-VGW131T**





Northern Spotted Gum **VGW103T** | **SCB-VGW103T**



Classic Oak **VGW86T** | **SCB-VGW86T**





Marron Elm VGW132T | SCB-VGW132T





# Knight Tile

Every plank in the Knight Tile wood collection has been designed to reflect the authentic grain detail and intrinsic characteristics of natural timbers.

The Knight Tile stone collection provides a choice of six on-trend flooring designs.

Just like our wood collection, these beautiful tiles have been inspired by natural materials. These versatile choices feature a lightly textured surface that enhances their authentic appearance.







FIND OUT MORE ABOUT KNIGHT TILE





Urban Spotted Gum KP141-7 | SCB-KP141





1219.2mm x 177.8mm (48.0" x 7.0") | 1220.0mm x 180.0mm (48.03" x 7.09")

 (pg 164)	 (pg 171)	 (pg 177)
■ White Painted Oak KP105-7   SCB-KP105	■ Nordic Limed Oak KP153-7   SCB-KP153	■ Pale Limed Oak KP94-7*   SCB-KP94*
 (pg 165)	 (pg 173)	 (pg 179)
■ Grey Limed Oak KP138-7   SCB-KP138	■ Coastal Blackbutt KP157-7   SCB-KP157	■ Rose Washed Oak KP95-7*   SCB-KP95*
 (pg 167)	 (pg 174)	 (pg 180)
■ Lime Washed Oak KP99-7*   SCB-KP99*	■ Coastline Oak KP147-7   SCB-KP147	■ Classic Spotted Gum KP149-7   SCB-KP149
 (pg 168)	 (pg 175)	 (pg 181)
■ Light Worn Oak KP104-7   SCB-KP104	■ Washed Character Oak KP144-7   SCB-KP144	■ Traditional Character Oak KP146-7   SCB-KP146
 (pg 169)	 (pg 176)	 (pg 183)
■ Urban Spotted Gum KP141-7   SCB-KP141	■ Blond Character Oak KP143-7   SCB-KP143	■ Mid Limed Oak KP96-7*   SCB-KP96*
 (pg 170)		
■ Shadow Studio Oak KP150-7   SCB-KP150		

GLUEDOWN		Thickness: 2.0mm	Wear layer: 0.3mm	Bevel: No	Emboss: Textured surface	Box quantity: 4.335m <sup>2</sup> / 20 planks
RIGID CORE		Thickness: 4.5mm	Wear layer: 0.3mm	Bevel: No	Emboss: Textured surface	Box quantity: 3.074m <sup>2</sup> / 14 planks

304.8mm x 457.2mm (12.0" x 18.0") | 304.8mm x 457.2mm (12.0" x 18.0")

 (pg 184)	 (pg 185)	 (pg 187)	 (pg 188)	 (pg 189)	 (pg 191)
■ Honed Oyster Slate ST17   SCB-ST17-18	■ Dove Grey Concrete ST21   SCB-ST21-18	■ Honed Pebble Slate ST20   SCB-ST20-18	■ Smoked Concrete ST22   SCB-ST22-18	■ Grey Riven Slate ST16   SCB-ST16-18	■ Honed Charcoal Slate ST19   SCB-ST19-18

GLUEDOWN		Thickness: 2.0mm	Wear layer: 0.3mm	Bevel: No	Emboss: Textured surface	Box quantity: 3.345m <sup>2</sup> / 24 tiles
RIGID CORE		Thickness: 4.5mm	Wear layer: 0.3mm	Bevel: No	Emboss: Textured surface	Box quantity: 2.787m <sup>2</sup> / 20 tiles



\*As a feature of the design, these products incorporate a high variation between individual planks.



Inspired by Australian woods.





White Painted Oak KP105-7 | SCB-KP105



Grey Limed Oak KP138-7 | SCB-KP138





HIGH  
VARIATION

Lime Washed Oak KP99-7 | SCB-KP99





Light Worn Oak KP104-7 | SCB-KP104



Herringbone laying pattern is only achievable with gluedown ranges.

Urban Spotted Gum KP141-7 | SCB-KP141







Herringbone laying pattern is only achievable with gluedown ranges.

Shadow Studio Oak **KP150-7** | **SCB-KP150**



Nordic Limed Oak **KP153-7** | **SCB-KP153**





Coastal Blackbutt KP157-7 | SCB-KP157





**Realistic designs**

Inspired by nature, our products are designed in-house and realistically replicate the look and feel of real wood and stone materials.



Coastline Oak KP147-7 | SCB-KP147



This laying pattern is only achievable with gluedown ranges.

Washed Character Oak KP144-7 | SCB-KP144





Blond Character Oak KP143-7 | SCB-KP143



Herringbone laying pattern is only achievable with gluedown ranges.

Pale Limed Oak KP94-7 | SCB-KP94

HIGH  
VARIATION





HIGH  
VARIATION

Rose Washed Oak KP95-7 | SCB-KP95





Classic Spotted Gum KP149-7 | SCB-KP149



Traditional Character Oak KP146-7 | SCB-KP146





HIGH  
VARIATION

Mid Limed Oak KP96-7 | SCB-KP96





Honed Oyster Slate ST17 | SCB-ST17



Dove Grey Concrete ST21 | SCB-ST21





Honed Pebble Slate ST20 | SCB-ST20-18





Smoked Concrete **ST22** | **SCB-ST22-18**



Grey Riven Slate **ST16** | **SCB-ST16-18**





Honed Charcoal Slate ST19 | SCB-ST19-18





# Gluedown

Our gluedown ranges are individual planks and tiles that are stuck down using permanent adhesive. They can be customised with laying patterns, and custom cuts, as well as offering our widest choice of colours and formats.

Features such as textured emboss or our premium hand-scraped finish, wide bevels, or flat edges make each range unique to Karndean and serve to highlight the faithful replication of the original wood and stone that inspired each of our products.



FIND OUT MORE ABOUT OUR  
GLUEDOWN COLLECTION



Nocturne Oak VGW134T | SCB-VGW134T



Coastline Oak KP147-7 | SCB-KP147\*



Auburn Oak AP02

# Gluedown's unique benefits

Our gluedown ranges are: Art Select, Van Gogh and Knight Tile.

Because gluedown planks and tiles are installed individually, these products offer the highest level of personalisation. This allows you to create a layout and design that makes your home more stylish and functional, while remaining affordable and faster to install than other types of hard surface flooring.



**Individually replaceable:** Should part of the floor become damaged, simply lift and replace the plank with a new one, giving you peace of mind throughout the lifetime of your floor.



**No expansion gap required:** Can be fitted tight against straight or curved walls and fixtures. No need to leave any expansion gap.

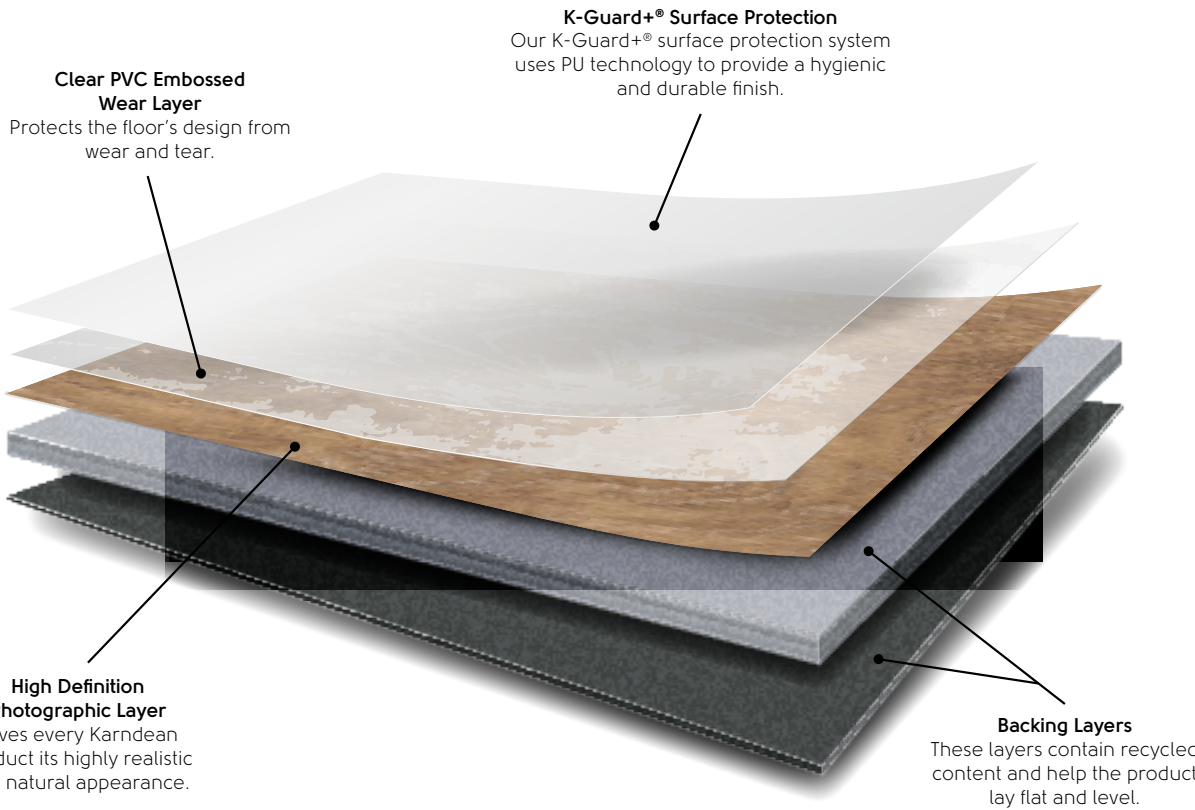


**Laying possibilities:** It's not just the design you choose, but how you lay it. Our gluedown format gives you the ability to add your individual style and add intrigue to any room with a multitude of creative laying patterns.



**Custom layouts:** For stylish aesthetic or functional zoning purposes, offering virtually limitless possibilities.

## Gluedown construction



\*As a feature of the design, these products incorporate a high variation between individual planks.



# Choosing your laying pattern


It's not just the floor you choose, but the direction you lay it that makes a lasting impression. So how do you know which way you should lay your floor? Keep these pattern options in mind as you browse our three product constructions (formats), as select floors cannot be laid in all of these patterns. Please speak to your retailer or installer to discuss your options.

## Wood

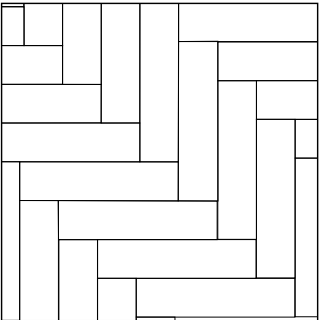
Herringbone



Double herringbone



90 degree herringbone



Staggered



Basketweave



Striped (2-colour)



Diagonal



Diagonal with border




### Herringbone

Loved for its distinctive pattern and uniformity, herringbone features planks or tiles laid in a V-shaped weave creating an inspiring zig-zag flooring effect that will complement any interior space.


■ Hamden LLP156

## Stone

Brick lay



Diagonal



Herringbone



Striped (2-colour)



is a feature of this design  
HIGH VARIATION

■ Lime Washed Oak KP99-7 | SCB-KP99



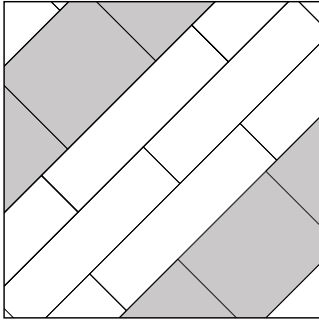
### Brick lay

One of the most traditional and common tile laying patterns, tiles are laid end to end in a straight line and rows are staggered creating a subtle yet effective flooring pattern that can work great in bathrooms.

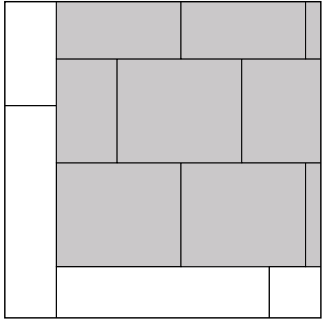
■ Grey Riven Slate ST16 | SCB-ST16-18

## Mixed

Striped (wood and stone)



Wood frame with stone inset







# Art Select

Full of charm and character, our premium Art Select range brings the beauty of real wood and natural stone to life in your home.

You will find our most intricate designs and realistic embosses, handcrafted to reflect the unique patterns and textures found in nature but unlike the real thing, we're able to design a floor that's not only beautiful and realistic, but is also practical.



FIND OUT MORE ABOUT ART SELECT



Spring Oak RL01

## Oak Royale 1219.2mm x 177.8mm (48.0" x 7.0")

(pg 198)

(pg 199)

(pg 200)

(pg 201)

GLUEDOWN Thickness: 3.0mm Wear layer: 0.7mm Bevel: Standard Emboss: Textured surface Box quantity: 3.252m<sup>2</sup> / 15 planks

## Handcrafted 914.4mm x 914.4mm (36.0" x 36.0")

(pg 202)

(pg 203)

(pg 204)

GLUEDOWN Thickness: 3.0mm Wear layer: 0.7mm Bevel: Standard Emboss: Textured surface Box quantity: 3.345m<sup>2</sup> / 24 planks

## Parquet 228.6mm x 76.2mm (9.0" x 3.0")

(pg 205)

(pg 206)

(pg 207)

GLUEDOWN Thickness: 3.0mm Wear layer: 0.7mm Bevel: Standard Emboss: Textured surface Box quantity: 3.345m<sup>2</sup> / 192 planks

## Oak Premier 914.4mm x 152.4mm (36.0" x 6.0")

(pg 209)

(pg 210)

(pg 211)

(pg 212)

(pg 212)

(pg 213)

GLUEDOWN Thickness: 3.0mm Wear layer: 0.7mm Bevel: Standard Emboss: Textured surface Box quantity: 3.345m<sup>2</sup> / 24 planks





Spring Oak RL01



Summer Oak RL02





Autumn Oak **RL03**



Winter Oak **RL04**





Hickory Paprika EW01



Hickory Nutmeg EW03





Hickory Peppercorn EW02



Blond Oak AP01





Auburn Oak AP02



Black Oak AP03





Dawn Oak HC01





Morning Oak HC02



Dusk Oak HC03





Sundown Oak HC04



Evening Oak HC05



Midnight Oak HC06





*Looking for  
inspiration?*



Follow our boards on  
Pinterest: **Karndean\_ANZ**



Follow us on Instagram:  
**karndean\_ANZ**



Like us on Facebook:  
**karndean ANZ**

Front cover: ■ Natural Bue Gum **RKP8240**  
This image: ■ Light Spotted Gum **RKP8239**